

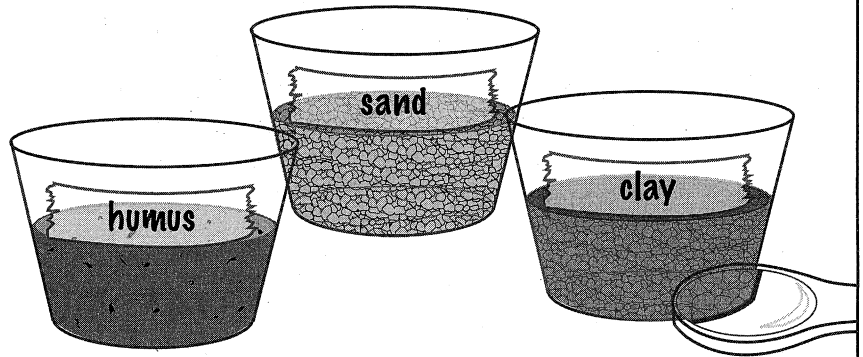
Hands-on Inquiry How Are These Soils Different?

What to Do


Materials

- cups with soils
- hand lens
- cup with water
- dropper
- 3 craft sticks

1. Observe the soils.
2. Draw and write about the dry soils.
Use the word bank.

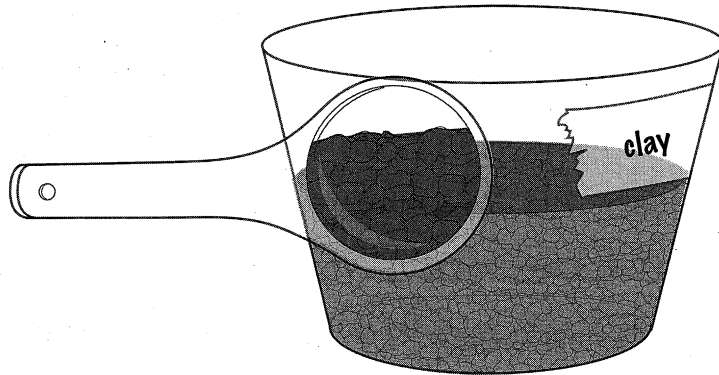


3. Add water and stir.



4. Draw and write about the wet soils.
Use the word bank.

Word Bank	
sticky	red
crumbly	brown
dusty	black
sandy	



	Dry	Wet
Humus		
Sand		
Clay		

Explain Your Results

5. How did the soils change when you added water?

6. Which of the soils have you seen? Tell where.
